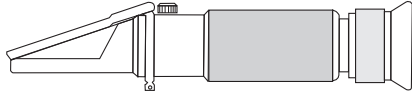


Battery/Coolant Brix Refractometer (ATC)

Model RF41



Introduction

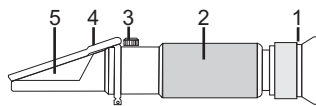
Congratulations on your purchase of this Extech Refractometer. Precision optical instruments should be handled gently; avoid touching the optical surface. Careful use of these instruments will provide years of reliable service.

Specifications

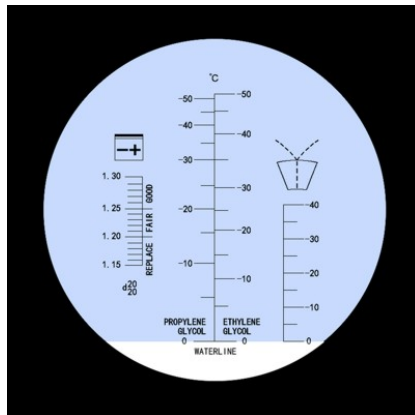
Range	0 to -50°C Propylene Glycol freeze point 0 to -50°C Ethylene Glycol freeze point 1.15 to 1.30 specific gravity battery acid 0 to -40°C cleaning fluid freeze point
Resolution	1°C
Dimensions	6.3 x 1.6 x 1.2" (160 x 40 x 30mm);
Weight	6.4 oz. (180g)

Description

1. Eyepiece
2. Mirror Tube
3. Adjustment screw
4. Cover Plate
5. Prism



Scale



Operation

This instrument measures the refractive index of a sample and displays the results in °C or Specific gravity.

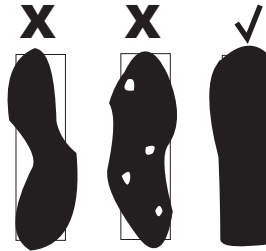
1. Zero Adjustment

Cover the prism with a few drops of distilled water. Close the cover plate and view the light/dark boundary (shadowline). If necessary, turn the adjustment screw until the shadowline aligns with the scale's zero line. The zero calibration should be performed at ambient temperature and should be repeated every 30 minutes if the temperature changes. After the zero adjustment, clean the prism with a soft cloth.

2. Sample Preparation and Reading

Cover the prism with a few drops of distilled water from the included vial. Close the cover plate so that the liquid spreads across the entire surface of the prism without air bubbles or dry spots. Allow the sample to remain on the prism for approximately 30 seconds.

While holding the instrument under a light source, look through the eyepiece. The brix concentration is determined by the intersection of the boundary of the light and dark fields on the scale. If the scale appears out of focus, adjust by rotating the eyepiece until the scale is in focus. The instrument also features an eye-guard to prevent stray light from entering the eyepiece and causing reflections.



It may be necessary to adjust the position of the light source to maximize the contrast of the shadowline. Under normal conditions, optimal contrast is obtained by holding the instrument underneath and perpendicular to a light source.

Once a reading has been taken, wash with mild soap and water using a clean cloth. Then, rinse with distilled water and place the instrument in the supplied plastic case. Store the instrument in a safe, dry environment.

3. Automatic Temperature Compensation (ATC)

Temperature compensation relieves the user of the responsibility to measure temperature and apply a correction factor when taking readings. *This refractometer makes this correction automatically.* When ambient temperature varies from 20°C, readings are automatically adjusted to compensate for temperature variance between 10°C to 30°C.

Warranty

FLIR Systems, Inc. warrants this Extech Instruments brand device to be free of defects in parts and workmanship for one year from date of shipment (a six month limited warranty applies to sensors and cables). If it should become necessary to return the instrument for service during or beyond the warranty period, contact the Customer Service Department for authorization. Visit the website www.extech.com for contact information. A Return Authorization (RA) number must be issued before any product is returned. The sender is responsible for shipping charges, freight, insurance and proper packaging to prevent damage in transit. This warranty does not apply to defects resulting from action of the user such as misuse, improper wiring, operation outside of specification, improper maintenance or repair, or unauthorized modification. FLIR Systems, Inc. specifically disclaims any implied warranties or merchantability or fitness for a specific purpose and will not be liable for any direct, indirect, incidental or consequential damages. FLIR's total liability is limited to repair or replacement of the product. The warranty set forth above is inclusive and no other warranty, whether written or oral, is expressed or implied.

Support Lines: U.S. (877) 439-8324; International: +1 (603) 324-7800

Technical Support: Option 3; E-mail: support@extech.com

Repair & Returns: Option 4; E-mail: repair@extech.com

Product specifications are subject to change without notice

Please visit our website for the most up-to-date information

www.extech.com

FLIR Commercial Systems, Inc., 9 Townsend West, Nashua, NH 03063 USA

ISO 9001 Certified

Copyright © 2013-2016 FLIR Systems, Inc.

All rights reserved including the right of reproduction in whole or in part in any form

www.extech.com